




Corner carrousel mechanisms

ES-135

For diagonal corner cabinets

For straight and curved fronts

For 2 or 3 shelves



Diagonal has become the norm

With a matured technical concept and some smart ideas, the ES-135 puts a swing into the diagonal corner cabinet segment.



QUALITY CERTIFICATE



A CONCEALED MECHANISM, NOISELESS RUNNING AND PNEUMATICALLY DAMPED CLOSING ACTION WHICH DROPS THE DOORS GENTLY AND QUIETLY INTO POSITION: THE UNMISTAKABLE ATTRIBUTES OF A TOP QUALITY CORNER CAROUSEL SOLUTION.

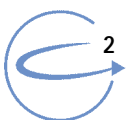
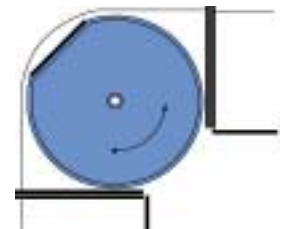
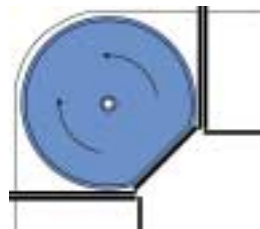
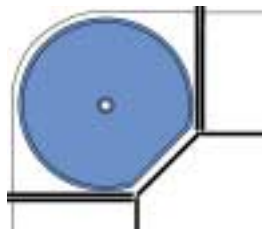
And installation is just as effortless, whether for 80 or 90 cm corner cabinets. Pre-assembled fittings guarantee maximum mounting convenience, and the mechanism is quickly and simply fastened to the HETAL bearing cross. The sophisticated technical concept of the ES-135 is highlighted by a special synchronizing gear designed to ensure precise door push-in action.



YOUR PRODUCT BENEFITS AT A GLANCE:

- Pre-assembled fitting unit to simplify installation
- For 80 and 90 cm cabinets
- Three-dimensional door adjustment
- Toolless door mounting
- Suitable for frame-type doors
- For 2 or 3 shelves
- Suitable for all commonly used shelf types
- Integrated door lowering facility permits minimal gap between door and work surface
- Perfect action even when fully loaded, as the doors are not attached to the shelves.
- Lift-off safeguard ensures reliable transport
- For straight and curved doors
- Epoxy-coated steel in white or aluminium colour

MOVEMENT SEQUENCE OF THE 90° FOLDING DOOR CORNER CAROUSEL MECHANISM:



Arguments working in your favour

Whether you are selling to the trade or manufacturing –

let us help you put your ideas into practice.

SALES SUPPORT FOR THE TRADE

We can sit down with you to work out the right cabinet and most suitable fittings for the markets you work in. We then follow this up by providing you with technical documentation tailored precisely to your specific fitting for you to give to your clients.

How we can help: Take the strain off your internal logistics department and order our special packaging units tailored specifically to the needs of the trade.



INDIVIDUAL SOLUTIONS FOR INDUSTRY

By supplying you with a production sample tailored precisely to your production needs, we are offering you the chance to perform exhaustive function testing of functional characteristics pre-production.

We also make available complete technical documentation to assist your initial assembly.



Fitting specification and service

LIKE EVERY OTHER HETAL CORNER CARROUSEL MECHANISM, THE ES-135 IS INDIVIDUALLY PRODUCED IN COMPLIANCE WITH

YOUR NEEDS. THE DATA SHEET IS USED AS THE BASIS FOR CUSTOM-SPECIFIC PRODUCTION.

Using the information provided on the data sheet about the carcass, doors, mechanism, bearing cross and trays, we are able to define the ideal mechanism for you.

We will also be pleased to advise you on how best to define individual specifications and dimensions, right through to the complete cabinet.

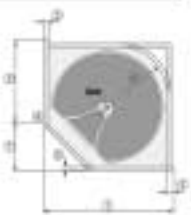
Date: _____

Questionnaire ES-135 **MHETAL**
Page 1

Please fill out on page 1 and 2 the dimensions and all information completely. We will then work out the fitting instructions about all of the important dimensions and instructions for further ordering. You will receive a sample with the fitting instructions.

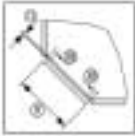
Carcass

Cabinet width (1) _____
 Side wall depth (2) _____
 Side wall thickness (3) _____
 Buffer thickness (4) _____
 Please specify this distance (5) _____
 Buffer (6) _____
 Cut-out for door (7) _____
 Door opening (8) _____
 Internal height _____
 Joint between the top door edge and buffer edge of working state _____



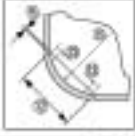
Working door

Door height _____
 Door width (1) _____
 Door thickness _____
 Smallest frame width at frame door (2) _____
 Distance between diagonal line and door (3) _____



Fixed door

Door height _____
 Door width (1) _____
 Door thickness _____
 Smallest frame width at frame door (2) _____
 Distance between diagonal line and door (3) _____
 Door radius (4) _____



Questionnaire ES-135 **MHETAL**
Page 2

Fitting

Surface/Colour: _____

Bearing cross

Bearing cross: Type A Type B Type C Type F Type G without

Surface/Colour: _____

Buffers

Material: Plastic Steel Alu
 Buff distance: 270 mm for corner cabinet with internal 250 mm 270/275 mm for 110 mm

Surface/Colour: _____

My address

Name: _____ Address/Street: _____
 Company: _____ Country: _____
 Mail: _____ Phone: _____

METAL-Werke • Franz Hettich GmbH & Co. • Postfach 11 80 • 72272 Alpirsbach • Germany
 Phone: +49 (0) 71 84 7 80-0 • Fax: +49 (0) 71 84 1 80-110 • e-mail: info@METAL.de • http: www.METAL.de

Order information

Packaging unit:

- > Pallets containing 15 pcs.
- > Boxes containing 1 pc.

